

SOTALOL- sotalol hydrochloride tablet
Baysore Pharmaceuticals LLC

HIGHLIGHTS OF PRESCRIBING INFORMATION

These highlights do not include all the information needed to use SOTALOL HYDROCHLORIDE TABLETS safely and effectively. See full prescribing information for SOTALOL HYDROCHLORIDE TABLETS. SOTALOL HYDROCHLORIDE tablets, for oral use

Initial U.S. Approval: 1992

WARNING: LIFE THREATENING PROARRHYTHMIA
See full prescribing information for complete boxed warning.

- Sotalol Hydrochloride Tablets can cause life threatening ventricular tachycardia associated with QT interval prolongation.
- If the QT interval prolongs to 500 msec or greater, reduce the dose, lengthen the dosing interval, or discontinue the drug.
- Initiate or reinstate in a facility that can provide cardiac resuscitation and continuous electrocardiographic monitoring.
- Adjust the dosing interval based on creatinine clearance.

----- **INDICATIONS AND USAGE** -----

Sotalol Hydrochloride Tablets are an antiarrhythmic indicated for:

- the treatment of life threatening ventricular arrhythmias (1.1)

Limitations of Use

- Avoid use in patients with asymptomatic ventricular premature contraction (1.1)

----- **DOSAGE AND ADMINISTRATION** -----

- Sotalol Hydrochloride Tablets: Initial dosage in adults is 80 mg twice daily. Increase the dose as needed in increments of 80 mg/day, every 3 days to a maximum 320 mg total daily dose (2.2)
- Pediatrics: Dosage depends on age (2.4)

----- **DOSAGE FORMS AND STRENGTHS** -----

80 mg, 120 mg and 160 mg tablets (3)

----- **CONTRAINDICATIONS** -----

For the treatment of ventricular arrhythmias

- Sinus bradycardia, 2nd or 3rd degree AV block, sick sinus syndrome (4)
- Congenital or acquired long QT syndrome, (4)
- Serum potassium <4 mEq/L (4)
- Cardiogenic shock, decompensated heart failure (4)
- Bronchial asthma or related bronchospastic conditions (4)
- Hypersensitivity to sotalol (4)

----- **WARNINGS AND PRECAUTIONS** -----

- QT prolongation, bradycardia, AV block, hypotension, worsening heart failure: Reduce dose or discontinue (5.1)
- Acute exacerbation of coronary artery disease upon cessation of therapy: Do not abruptly discontinue (5.5)
- Correct any electrolyte disturbances (5.1)
- May mask symptoms of hypoglycemia or worsen hyperglycemia in diabetic patients; monitor (5.7)

----- **ADVERSE REACTIONS** -----

The most common adverse reactions ($\geq 2\%$) for Sotalol Hydrochloride Tablets are: fatigue 4%, bradycardia (less than 50 bpm) 3%, dyspnea 3%, proarrhythmia 3%, asthenia 2%, and dizziness 2%. (6)

To report SUSPECTED ADVERSE REACTIONS, contact Beximco Pharmaceuticals USA Inc. at 877-372-6093 or FDA at 1-800-FDA-1088 or www.fda.gov/medwatch.

----- **DRUG INTERACTIONS** -----

Class I or III Antiarrhythmics or other drugs that prolong the QT interval: Avoid concomitant use (7.1)

Digoxin, calcium channel blocker: increased risk of bradycardia, hypotension, heart failure (7.2)

Dosage of insulin or antidiabetic drugs may need adjustment (7.5)

Aluminum or magnesium-based antacids reduce sotalol exposure (7.7)

FULL PRESCRIBING INFORMATION: CONTENTS*

1. INDICATIONS AND USAGE

- 1.1 Life-Threatening Ventricular Arrhythmias

2 DOSAGE AND ADMINISTRATION

- 2.1 General Safety Measures for Initiation of Oral Sotalol Therapy
- 2.2 Adult Dose for Ventricular Arrhythmias
- 2.4 Pediatric Dose for Ventricular Arrhythmias
- 2.5 Dosage for Patients with Renal Impairment
- 2.6 Preparation of Extemporaneous Oral Solution

3 DOSAGE FORMS AND STRENGTHS

4 CONTRAINDICATIONS

5 WARNINGS AND PRECAUTIONS

- 5.1 QT Prolongation and Proarrhythmia
- 5.2 Bradycardia/Heart Block/Sick Sinus Syndrome
- 5.3 Hypotension
- 5.4 Heart Failure
- 5.5 Cardiac Ischemia after Abrupt Discontinuation
- 5.6 Bronchospasm
- 5.7 Masked Signs of Hypoglycemia in Diabetics
- 5.8 Thyroid Abnormalities
- 5.9 Anaphylaxis
- 5.10 Major Surgery

6 ADVERSE REACTIONS

- 6.1 Clinical Trials Experience

7 DRUG INTERACTIONS

- 7.1 Antiarrhythmics and other QT Prolonging Drugs
- 7.2 Digoxin
- 7.3 Calcium-Channel Blocking Drugs
- 7.4 Catecholamine-Depleting Agents
- 7.5 Insulin and Oral Antidiabetics
- 7.6 Clonidine
- 7.7 Antacids

8 USE IN SPECIAL POPULATIONS

- 8.1 Pregnancy
- 8.3 Nursing Mothers
- 8.4 Pediatric Use
- 8.6 Renal Impairment

10 OVERDOSAGE

11 DESCRIPTION

12 CLINICAL PHARMACOLOGY

- 12.1 Mechanism of Action
- 12.2 Pharmacodynamics
- 12.3 Pharmacokinetics

13 NONCLINICAL TOXICOLOGY

- 13.1 Carcinogenesis, Mutagenesis, Impairment of Fertility

14 CLINICAL STUDIES

- 14.1 Ventricular Arrhythmias

14.3 Clinical Studies in Patients with Myocardial Infarction

16 HOW SUPPLIED/STORAGE AND HANDLING

17 PATIENT COUNSELING INFORMATION

* Sections or subsections omitted from the full prescribing information are not listed.

FULL PRESCRIBING INFORMATION

WARNING: LIFE THREATENING PROARRHYTHMIA

To minimize the risk of drug-induced arrhythmia, initiate or reinitiate oral sotalol in a facility that can provide cardiac resuscitation and continuous electrocardiographic monitoring.

Sotalol can cause life threatening ventricular tachycardia associated with QT interval prolongation.

If the QT interval prolongs to 500 msec or greater, reduce the dose, lengthen the dosing interval, or discontinue the drug.

Calculate creatinine clearance to determine appropriate dosing [see *Dosage and Administration* (2.5)].

1. INDICATIONS AND USAGE

1.1 Life-Threatening Ventricular Arrhythmias

Sotalol Hydrochloride Tablets are indicated for the treatment of life-threatening, documented ventricular arrhythmias, such as sustained ventricular tachycardia (VT).

Limitation of Use:

Sotalol Hydrochloride Tablets may not enhance survival in patients with ventricular arrhythmias. Because of the proarrhythmic effects of Sotalol Hydrochloride Tablets, including a 1.5 to 2% rate of Torsade de Pointes (TdP) or new ventricular tachycardia/fibrillation (VT/VF) in patients with either non-sustained ventricular tachycardia (NSVT) or supraventricular arrhythmias (SVT), its use in patients with less severe arrhythmias, even if the patients are symptomatic, is generally not recommended. Avoid treatment of patients with asymptomatic ventricular premature contractions [see *Warnings and Precautions* (5.2) .]

2 DOSAGE AND ADMINISTRATION

2.1 General Safety Measures for Initiation of Oral Sotalol Therapy

Withdraw other antiarrhythmic therapy before starting Sotalol Hydrochloride Tablets and monitor carefully for a minimum of 2 to 3 plasma half-lives if the patient's clinical condition permits [see *Drug Interactions* (7)].

Hospitalize patients initiated or re-initiated on sotalol for at least 3 days or until steady-state drug levels are achieved, in a facility that can provide cardiac resuscitation and continuous electrocardiographic monitoring. Initiate oral sotalol therapy in the presence of personnel trained in the management of serious arrhythmias. Perform a baseline ECG to determine the QT interval and measure and normalize serum potassium and magnesium levels before initiating therapy. Measure serum creatinine and calculate an estimated creatinine clearance in order to establish the appropriate dosing interval (insert cross ref to renal dosing). Continually monitor patients with each up-titration in dose, until they reach steady state.

Determine \widetilde{QT}_c 2 to 4 hours after every dose.

Discharge patients on sotalol therapy from an in-patient setting with an adequate supply of sotalol to allow uninterrupted therapy until the patient can fill a sotalol prescription.

Advise patients who miss a dose to take the next dose at the usual time. Do not double the dose or shorten the dosing interval.

2.2 Adult Dose for Ventricular Arrhythmias

The recommended initial dose is 80 mg twice daily. This dose may be increased in increments of 80 mg per day every 3 days provided the $QT_c < 500$ msec [see *Warnings and Precautions (5.1)*]. Continually monitor patients until steady state blood levels are achieved. In most patients, a therapeutic response is obtained at a total daily dose of 160 to 320 mg/day, given in two or three divided doses (because of the long terminal elimination half-life of sotalol, dosing more than a two times a day is usually not necessary). Oral doses as high as 480-640 mg/day have been utilized in patients with refractory life-threatening arrhythmias.

2.4 Pediatric Dose for Ventricular Arrhythmias

Use the same precautionary measures for children as you would use for adults when initiating and re-initiating sotalol treatment.

For children aged about 2 years and older

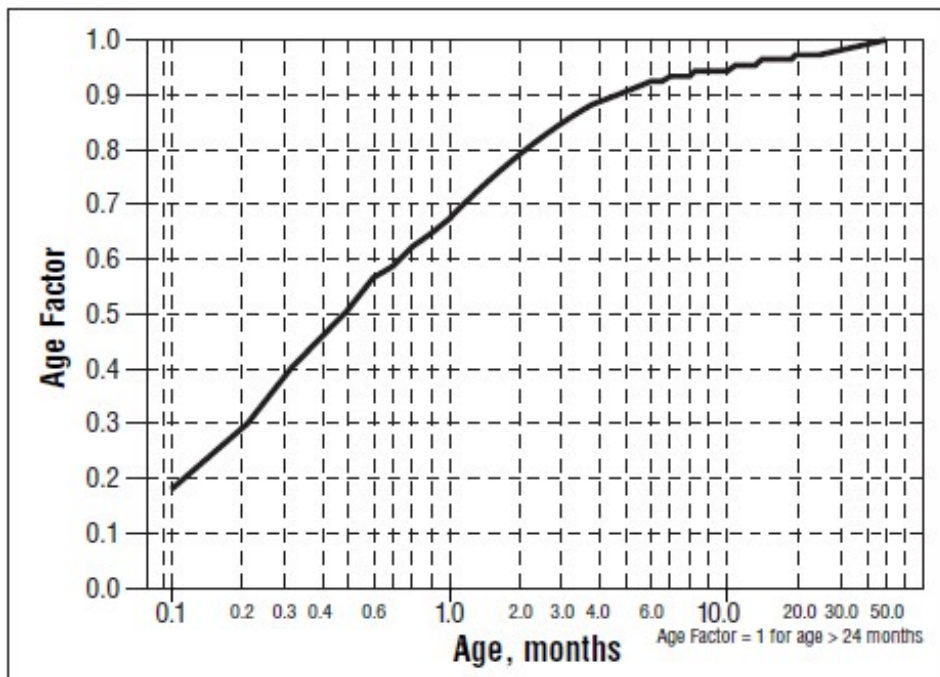
For children aged about 2 years and older, with normal renal function, doses normalized for body surface area are appropriate for both initial and incremental dosing. Since the Class III potency in children is not very different from that in adults, reaching plasma concentrations that occur within the adult dose range is an appropriate guide [see *Clinical Pharmacology (12.1, 12.3)*].

From pediatric pharmacokinetic data the following is recommended:

For initiation of treatment, 30 mg/m² three times a day (90 mg/m² total daily dose) is approximately equivalent to the initial 160 mg total daily dose for adults. Subsequent titration to a maximum of 60 mg/m² (approximately equivalent to the 360 mg total daily dose for adults) can then occur. Titration should be guided by clinical response, heart rate and QT_c , with increased dosing being preferably carried out in-hospital. At least 36 hours should be allowed between dose increments to attain steady-state plasma concentrations of sotalol in patients with age-adjusted normal renal function.

For children aged about 2 years or younger

For children aged about 2 years or younger, the above pediatric dosage should be reduced by a factor that depends heavily upon age, as shown in the following graph, age plotted on a logarithmic scale in months.



For a child aged 20 months, the dosing suggested for children with normal renal function aged 2 years or greater should be multiplied by about 0.97; the initial starting dose would be $(30 \times 0.97) = 29.1$ mg/m², administered three times daily. For a child aged 1 month, the starting dose should be multiplied by 0.68; the initial starting dose would be $(30 \times 0.68) = 20$ mg/m², administered three times daily. For a child aged about 1 week, the initial starting dose should be multiplied by 0.3; the starting dose would be $(30 \times 0.3) = 9$ mg/m². Use similar calculations for dose titration.

Since the half-life of sotalol decreases with decreasing age (below about 2 years), time to steady-state will also increase. Thus, in neonates the time to steady-state may be as long as a week or longer.

2.5 Dosage for Patients with Renal Impairment

Adults

Use of sotalol in any age group with decreased renal function should be at lower doses or increased intervals between doses. It will take much longer to reach steady-state with any dose and/or frequency of administration. Closely monitor heart rate and QT_c.

Dose escalations in renal impairment should be done after administration of at least 5 doses at appropriate intervals (Table 1). Sotalol is partly removed by dialysis; specific advice is unavailable on dosing patients on dialysis.

The initial dose of 80 mg and subsequent doses should be administered at the intervals listed in Table 1.

Table 1: Dosing Intervals for treatment of Ventricular Arrhythmias in renal impairment

Creatinine Clearance mL/min	Dosing Interval (hours)
> 60	12
30–59	24
10–29	36–48
< 10	Dose should be individualized

2.6 Preparation of Extemporaneous Oral Solution

Sotalol Hydrochloride Syrup 5 mg/mL can be compounded using Simple Syrup containing 0.1% sodium benzoate (Syrup, NF) as follows:

1. Measure 120 mL of Simple Syrup.

2. Transfer the syrup to a 6-ounce amber plastic (polyethylene terephthalate [PET]) prescription bottle. An oversized bottle is used to allow for a headspace, so that there will be more effective mixing during shaking of the bottle.
3. Add five (5) Sotalol Hydrochloride 120 mg tablets to the bottle. These tablets are added intact; it is not necessary to crush the tablets. The addition of the tablets can also be done first. The tablets can also be crushed if preferred. If the tablets are crushed, care should be taken to transfer the entire quantity of tablet powder into the bottle containing the syrup.
4. Shake the bottle to wet the entire surface of the tablets. If the tablets have been crushed, shake the bottle until the endpoint is achieved.
5. Allow the tablets to hydrate for at least two hours.
6. After at least two hours have elapsed, shake the bottle intermittently over the course of at least another two hours until the tablets are completely disintegrated. The tablets can be allowed to hydrate overnight to simplify the disintegration process.

The endpoint is achieved when a dispersion of fine particles in the syrup is obtained.

This compounding procedure results in a solution containing 5 mg/mL of sotalol HCl. The fine solid particles are the water-insoluble inactive ingredients of the tablets.

Stability studies indicate that the suspension is stable for three months when stored at 15°C to 30°C (59°F to 86°F) [see USP Controlled Room Temperature] and ambient humidity.

3 DOSAGE FORMS AND STRENGTHS

Sotalol Hydrochloride Tablets are supplied as capsule-shaped, light-blue, scored tablets:

- 80 mg imprinted with “B104” on one side and 80 mg on the other
- 120 mg imprinted with “B105” on one side and 120 mg on the other
- 60 mg imprinted with “B105” on one side and 160 mg on the other

4 CONTRAINDICATIONS

Sotalol Hydrochloride Tablets are contraindicated in patients with:

- Sinus bradycardia, sick sinus syndrome, second and third degree AV block, unless a functioning pacemaker is present
- Congenital or acquired long QT syndromes
- Cardiogenic shock or decompensated heart failure
- Serum potassium <4 mEq/L
- Bronchial asthma or related bronchospastic conditions
- Hypersensitivity to sotalol

5 WARNINGS AND PRECAUTIONS

5.1 QT Prolongation and Proarrhythmia

Sotalol Hydrochloride Tablets can cause serious and potentially fatal ventricular arrhythmias such as sustained VT/VF, primarily Torsade de Pointes (TdP) type ventricular tachycardia, a polymorphic ventricular tachycardia associated with QT interval prolongation. Factors such as reduced creatinine clearance, female sex, higher doses, reduced heart rate and history of sustained VT/VF or heart failure increase the risk of TdP. The risk of TdP can be reduced by adjustment of the sotalol dose according to creatinine clearance and by monitoring the ECG for excessive increases in the QT interval [*see Dosage and Administration (2.1)*].

Correct hypokalemia or hypomagnesemia prior to initiating Sotalol Hydrochloride Tablets, as these conditions can exaggerate the degree of QT prolongation, and increase the potential for Torsade de

Pointes. Special attention should be given to electrolyte and acid-base balance in patients experiencing severe or prolonged diarrhea or patients receiving concomitant diuretic drugs.

Proarrhythmic events must be anticipated not only on initiating therapy, but with every upward dose adjustment [*see Dosage and Administration (2.1)*].

In general, do not use sotalol with other drugs known to cause QT prolongation [*see Drug Interactions (7.1)*].

5.2 Bradycardia/Heart Block/Sick Sinus Syndrome

Sinus bradycardia (heart rate less than 50 bpm) occurred in 13% of patients receiving sotalol in clinical trials, and led to discontinuation in about 3% of patients. Bradycardia itself increases the risk of Torsade de Pointes. Sinus pause, sinus arrest and sinus node dysfunction occur in less than 1% of patients. The incidence of 2nd- or 3rd-degree AV block is approximately 1%.

Sotalol Hydrochloride Tablets are contraindicated in patients with sick sinus syndrome because it may cause sinus bradycardia, sinus pauses or sinus arrest.

5.3 Hypotension

Sotalol produces significant reductions in both systolic and diastolic blood pressures and may result in hypotension. Monitor hemodynamics in patients with marginal cardiac compensation.

5.4 Heart Failure

New onset or worsening heart failure may occur during initiation or up-titration of sotalol because of its beta- blocking effects. Monitor for signs and symptoms of heart failure and discontinue treatment if symptoms occur.

5.5 Cardiac Ischemia after Abrupt Discontinuation

Following abrupt cessation of therapy with beta adrenergic blockers, exacerbations of angina pectoris and myocardial infarction may occur. When discontinuing chronically administered Sotalol Hydrochloride Tablets, particularly in patients with ischemic heart disease, gradually reduce the dosage over a period of 1–2 weeks, if possible, and monitor the patient. If angina markedly worsens or acute coronary ischemia develops, treat appropriately (consider use of an alternative beta blocker). Warn patients not to interrupt therapy without their physician's advice. Because coronary artery disease may be common, but unrecognized, in patients treated with sotalol, abrupt discontinuation may unmask latent coronary insufficiency.

5.6 Bronchospasm

Patients with bronchospastic diseases (for example chronic bronchitis and emphysema) should not receive beta- blockers. If Sotalol Hydrochloride Tablets are to be administered, use the smallest effective dose, to minimize inhibition of bronchodilation produced by endogenous or exogenous catecholamine stimulation of beta 2 receptors.

5.7 Masked Signs of Hypoglycemia in Diabetics

Beta blockers may mask tachycardia occurring with hypoglycemia, but other manifestations such as dizziness and sweating may not be significantly affected. Elevated blood glucose levels and increased insulin requirements can occur in diabetic patients.

5.8 Thyroid Abnormalities

Avoid abrupt withdrawal of beta-blockade in patients with thyroid disease because it may lead to an exacerbation of symptoms of hyperthyroidism, including thyroid storm. Beta-blockade may mask certain clinical signs (for example, tachycardia) of hyperthyroidism.

5.9 Anaphylaxis

While taking beta-blockers, patients with a history of anaphylactic reaction to a variety of allergens may have a more severe reaction on repeated challenge, either accidental, diagnostic or therapeutic. Such patients may be unresponsive to the usual doses of epinephrine used to treat the allergic reaction.

5.10 Major Surgery

Chronically administered beta-blocking therapy should not be routinely withdrawn prior to major surgery; however, the impaired ability of the heart to respond to reflex adrenergic stimuli may augment the risks of general anesthesia and surgical procedures.

6 ADVERSE REACTIONS

6.1 Clinical Trials Experience

Because clinical trials are conducted under widely varying conditions, adverse reaction rates observed in the clinical trials of a drug cannot be directly compared to rates in the clinical trials of another drug and may not reflect the rates observed in practice.

Adverse reactions that are clearly related to sotalol are those which are typical of its Class II (beta-blocking) and Class III (cardiac action potential duration prolongation) effects and are dose related.

Ventricular Arrhythmias

Serious Adverse Reactions

In patients with a history of sustained ventricular tachycardia, the incidence of Torsade de Pointes during oral sotalol treatment was 4% and worsened VT was about 1%; in patients with other less serious ventricular arrhythmias the incidence of Torsade de Pointes was 1% and new or worsened VT was about 0.7%. Incidence of Torsade de Pointes arrhythmias in patients with VT/VF are shown in Table 3 below.

Table 3: Percent Incidence of Torsade de Pointes and Mean QTc Interval by Dose For Patients With Sustained VT/VF

Daily Dose (mg)	Torsade de Pointes Incidence	Mean QTc* (msec)
80	0 (69)	463 (17)
160	0.5 (832)	467 (181)
320	1.6 (835)	473 (344)
480	4.4 (459)	483 (234)
640	3.7 (324)	490 (185)
>640	5.8 (103)	512 (62)

() Number of patients assessed

* highest on-therapy value

Table 4 below relates the incidence of Torsade de Pointes to on-therapy QT_c and change in QT_c from baseline in patients with ventricular arrhythmias. It should be noted, however, that the highest on-therapy QT_c was in many cases the one obtained at the time of the Torsade de Pointes event, so that the table overstates the predictive value of a high QT_c.

Table 4: Relationship Between QTc Interval Prolongations and Torsade de Pointes

On-Therapy QT _c Interval (msec)	Incidence of Torsade de Pointes	Change from Baseline in QT _c (msec)	Incidence of Torsade de Pointes
<500	1.3% (1787)	<65	1.6% (1516)
500-525	3.4% (236)	65-80	3.2% (158)

525-550	5.6% (125)	80-100	4.1% (146)
>550	10.8% (157)	100-130	5.2% (115)
		>130	7.1% (99)

() Number of patients assessed

Table 5: Incidence (%) of Common Adverse Reactions (2% in the Placebo group and less frequent than Sotalol Hydrochloride Tablets groups) in a Placebo-controlled Parallel-group Comparison Study of Patients with Ventricular Ectopy

Body System/Adverse Reaction (Preferred Term)	Placebo	Sotalol Hydrochloride	Total Daily Dose
	N=37 (%)	320 mg N=38 (%)	640 mg N=39 (%)
CARDIOVASCULAR			
Chest Pain	5.4	7.9	15.4
Dyspnea	2.7	18.4	20.5
Palpitation	2.7	7.9	5.4
Vasodilation	2.7	0.0	5.1
NERVOUS SYSTEM			
Asthenia	8.1	10.5	20.5
Dizziness	5.4	13.2	17.9
Fatigue	10.8	26.3	25.6
Headache	5.4	5.3	7.7
Lightheaded	8.1	15.8	5.1
Sleep Problem	2.7	2.6	7.7
RESPIRATORY			
Upper Respiratory Tract Problem	2.7	2.6	12.8
SPECIAL SENSES			
Visual Problem	2.7	5.3	0.0

The most common adverse reactions leading to discontinuation of Sotalol Hydrochloride Tablets in trials of patients with ventricular arrhythmias are: fatigue 4%, bradycardia (less than 50 bpm) 3%, dyspnea 3%, proarrhythmia 3%, asthenia 2%, and dizziness 2%. Incidence of discontinuation for these adverse reactions was dose related.

One case of peripheral neuropathy that resolved on discontinuation of Sotalol Hydrochloride Tablets and recurred when the patient was rechallenged with the drug was reported in an early dose tolerance study.

Pediatric Patients

In an unblinded multicenter trial of 25 pediatric patients with SVT and/or VT receiving daily doses of 30, 90 and 210 mg/m² with dosing every 8 hours for a total of 9 doses, no Torsade de Pointes or other serious new arrhythmias were observed. One (1) patient, receiving 30 mg/m² daily, was discontinued because of increased frequency of sinus pauses/bradycardia. Additional cardiovascular AEs were seen at the 90 and 210 mg/m² daily dose levels. They included QT prolongation (2 patients), sinus pauses/bradycardia (1 patient), increased severity of atrial flutter and reported chest pain (1 patient). Values for QT_c 525 msec were seen in 2 patients at the 210 mg/m² daily dose level. Serious adverse events including death, Torsade de Pointes, other proarrhythmias, high-degree A-V blocks, and bradycardia have been reported in infants and/or children.

7 DRUG INTERACTIONS

7.1 Antiarrhythmics and other QT Prolonging Drugs

Sotalol has not been studied with other drugs that prolong the QT interval such as antiarrhythmics, some phenothiazines, tricyclic antidepressants, certain oral macrolides and certain quinolone antibiotics. Discontinue Class I or Class III antiarrhythmic agents for at least three half-lives prior to dosing with sotalol. Class Ia antiarrhythmic drugs, such as disopyramide, quinidine and procainamide and other Class III drugs (for example, amiodarone) are not recommended as concomitant therapy with Sotalol Hydrochloride Tablets, because of their potential to prolong refractoriness [*see Warnings and Precautions (5.2)*]. There is only limited experience with the concomitant use of Class Ib or Ic antiarrhythmics. Additive Class II effects would also be anticipated with the use of other beta-blocking agents concomitantly with Sotalol Hydrochloride Tablets.

7.2 Digoxin

Proarrhythmic events were more common in sotalol treated patients also receiving digoxin; it is not clear whether this represents an interaction or is related to the presence of CHF, a known risk factor for proarrhythmia, in the patients receiving digoxin. Both digitalis glycosides and beta-blockers slow atrioventricular conduction and decrease heart rate. Concomitant use can increase the risk of bradycardia.

7.3 Calcium-Channel Blocking Drugs

Sotalol and calcium-blocking drugs can be expected to have additive effects on atrioventricular conduction or ventricular function. Monitor such patients for evidence of bradycardia and hypotension.

7.4 Catecholamine-Depleting Agents

Concomitant use of catecholamine-depleting drugs, such as reserpine and guanethidine, with a beta-blocker may produce an excessive reduction of resting sympathetic nervous tone. Monitor such patients for evidence of hypotension and/or marked bradycardia which may produce syncope.

7.5 Insulin and Oral Antidiabetics

Hyperglycemia may occur, and the dosage of insulin or antidiabetic drugs may require adjustment [*see Warnings and Precautions 5.7*].

7.6 Clonidine

Concomitant use with sotalol increases the risk of bradycardia. Because beta-blockers may potentiate the rebound hypertension sometimes observed after clonidine discontinuation, withdraw sotalol several days before the gradual withdrawal of clonidine to reduce the risk of rebound hypertension.

7.7 Antacids

Avoid administration of oral sotalol within 2 hours of antacids containing aluminum oxide and magnesium hydroxide.

8 USE IN SPECIAL POPULATIONS

8.1 Pregnancy

Pregnancy Category B

There are no adequate and well-controlled studies in pregnant women. Sotalol has been shown to cross the placenta, and is found in amniotic fluid. In animal studies there was no increase in congenital anomalies, but an increase in early resorptions occurred at sotalol doses 18 times the maximum recommended human dose (MRHD, based on surface area). Animal reproductive studies are not always predictive of human response.

Reproduction studies in rats and rabbits during organogenesis at 9 and 7 times the MRHD (based on surface area), respectively, did not reveal any teratogenic potential associated with sotalol. In rabbits, a dose of sotalol 6 times the MRHD produced a slight increase in fetal death as well as maternal toxicity. This effect did not occur at sotalol dose 3 times the MRHD. In rats a sotalol dose 18 times the MRHD increased the number of early resorptions, while a dose 2.5 times the MRHD, produced no increase in early resorptions.

8.3 Nursing Mothers

Sotalol is excreted in the milk of laboratory animals and has been reported to be present in human milk. Discontinue nursing on Sotalol Hydrochloride Tablets.

8.4 Pediatric Use

The safety and effectiveness of sotalol in children have not been established. However, the Class III electrophysiologic and beta-blocking effects, the pharmacokinetics, and the relationship between the effects (QTc interval and resting heart rate) and drug concentrations have been evaluated in children aged between 3 days and 12 years old [see *Dosage and Administration (2.4)* and *Clinical Pharmacology (12.2)*].

8.6 Renal Impairment

Sotalol is mainly eliminated via the kidneys. Dosing intervals should be adjusted based on creatinine clearance [see *Dosage and Administration (2.5)*].

10 OVERDOSAGE

Intentional or accidental overdosage with sotalol has resulted in death.

Symptoms and Treatment of Overdosage

The most common signs to be expected are bradycardia, congestive heart failure, hypotension, bronchospasm and hypoglycemia. In cases of massive intentional overdosage (2–16 grams) of sotalol the following clinical findings were seen: hypotension, bradycardia, cardiac asystole, prolongation of QT interval, Torsade de Pointes, ventricular tachycardia, and premature ventricular complexes. If overdosage occurs, therapy with sotalol should be discontinued and the patient observed closely. Because of the lack of protein binding, hemodialysis is useful for reducing sotalol plasma concentrations. Patients should be carefully observed until QT intervals are normalized and the heart rate returns to levels >50 bpm.

The occurrence of hypotension following an overdose may be associated with an initial slow drug elimination phase (half-life of 30 hours) thought to be due to a temporary reduction of renal function caused by the hypotension. In addition, if required, the following therapeutic measures are suggested:

Bradycardia or Cardiac Asystole: Atropine, another anticholinergic drug, a beta-adrenergic agonist or transvenous cardiac pacing.

Heart Block: (second and third degree) transvenous cardiac pacemaker.

Hypotension: (depending on associated factors) epinephrine rather than isoproterenol or norepinephrine may be useful.

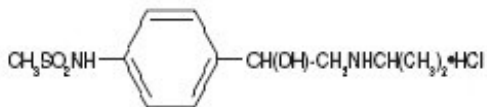
Bronchospasm: Aminophylline or aerosol beta-2-receptor stimulant. Higher than normal doses of beta-2 receptor stimulants may be required.

Torsade de Pointes: DC cardioversion, transvenous cardiac pacing, epinephrine, magnesium sulfate.

11 DESCRIPTION

Sotalol Hydrochloride Tablets, USP contain sotalol hydrochloride, an antiarrhythmic drug with Class II (beta adrenoceptor blocking) and Class III (cardiac action potential duration prolongation) properties.

Sotalol Hydrochloride Tablets, USP are supplied as a light-blue, capsule-shaped tablet for oral administration. Sotalol hydrochloride is a white, crystalline solid with a molecular weight of 308.8. It is hydrophilic, soluble in water, propylene glycol and ethanol, but is only slightly soluble in chloroform. Chemically, sotalol hydrochloride is d,l-N-[4-[1-hydroxy-2-[(1-methylethyl)amino]ethyl]phenyl]methane-sulfonamide monohydrochloride. The molecular formula is $C_{12}H_{20}N_2O_3 \cdot HCl$ and is represented by the following structural formula:



Sotalol Hydrochloride Tablets, USP contain the following inactive ingredients: lactose monohydrate, microcrystalline cellulose, pregelatinized starch, FD&C Blue #2, colloidal silicon dioxide, stearic acid, magnesium stearate.

12 CLINICAL PHARMACOLOGY

12.1 Mechanism of Action

Sotalol has both beta-adrenoreceptor blocking (Vaughan Williams Class II) and cardiac action potential duration prolongation (Vaughan Williams Class III) antiarrhythmic properties. The two isomers of sotalol have similar Class III antiarrhythmic effects, while the l-isomer is responsible for virtually all of the beta-blocking activity. The beta-blocking effect of sotalol is non-cardioselective, half maximal at about 80 mg/day and maximal at doses between 320 and 640 mg/day. Sotalol does not have partial agonist or membrane stabilizing activity. Although significant beta-blockade occurs at oral doses as low as 25 mg, significant Class III effects are seen only at daily doses of 160 mg and above.

In children, a Class III electrophysiologic effect can be seen at daily doses of 210 mg/m² body surface area (BSA). A reduction of the resting heart rate due to the beta-blocking effect of sotalol is observed at daily doses ≥ 90 mg/m² in children.

12.2 Pharmacodynamics

Cardiac Electrophysiological Effects

Sotalol hydrochloride prolongs the plateau phase of the cardiac action potential in the isolated myocyte, as well as in isolated tissue preparations of ventricular or atrial muscle (Class III activity). In intact animals it slows heart rate, decreases AV nodal conduction and increases the refractory periods of atrial and ventricular muscle and conduction tissue.

In man, the Class II (beta-blockade) electrophysiological effects of sotalol are manifested by increased sinus cycle length (slowed heart rate), decreased AV nodal conduction and increased AV nodal refractoriness. The Class III electrophysiological effects in man include prolongation of the atrial and ventricular monophasic action potentials, and effective refractory period prolongation of atrial muscle, ventricular muscle, and atrio ventricular accessory pathways (where present) in both the anterograde and retrograde directions. With oral doses of 160 to 640 mg/day, the surface ECG shows dose-related mean increases of 40–100 msec in QT and 10–40 msec in QT_c [See Warnings and Precautions (5.1)]. No significant alteration in QRS interval is observed.

In a small study (n=25) of patients with implanted defibrillators treated concurrently with Sotalol Hydrochloride Tablets, the average defibrillatory threshold was 6 joules (range 2–15 joules) compared to a mean of 16 joules for a nonrandomized comparative group primarily receiving amiodarone.

Twenty-five children in an unblinded, multicenter trial with SVT and/or ventricular tachyarrhythmias, aged between 3 days and 12 years (mostly neonates and infants), received an ascending titration regimen with daily doses of 30, 90 and 210 mg/m² with dosing every 8 hours for a total 9 doses. During steady-state, the respective average increases above baseline of the QT_c interval were 2, 14, and 29 msec at

the 3 dose levels. The respective mean maximum increases above baseline of the QT_c interval were 23, 36, and 55 msec at the 3 dose levels. The steady-state percent increases in the RR interval were 3, 9 and 12%. The smallest children (BSA < 0.33 m²) showed a tendency for larger Class III effects (Δ QT_c) and an increased frequency of prolongations of the QT_c interval as compared with larger children (BSA \geq 0.33 m²). The beta-blocking effects also tended to be greater in the smaller children (BSA < 0.33 m²). Both the Class III and beta-blocking effects of sotalol were linearly related to the plasma concentrations.

Hemodynamics

In a study of systemic hemodynamic function measured invasively in 12 patients with a mean LV ejection fraction of 37% and ventricular tachycardia (9 sustained and 3 non-sustained), a median dose of 160 mg twice daily of Sotalol Hydrochloride Tablets produced a 28% reduction in heart rate and a 24% decrease in cardiac index at 2 hours post-dosing at steady-state. Concurrently, systemic vascular resistance and stroke volume showed nonsignificant increases of 25% and 8%, respectively. One patient was discontinued because of worsening congestive heart failure. Pulmonary capillary wedge pressure increased significantly from 6.4 mmHg to 11.8 mmHg in the 11 patients who completed the study. Mean arterial pressure, mean pulmonary artery pressure and stroke work index did not significantly change. Exercise and isoproterenol induced tachycardia are antagonized by Sotalol Hydrochloride Tablets, and total peripheral resistance increases by a small amount.

In hypertensive patients, sotalol produces significant reductions in both systolic and diastolic blood pressures. Although sotalol is usually well-tolerated hemodynamically, deterioration in cardiac performance may occur in patients with marginal cardiac compensation [*see Warnings and Precautions (5.3)*].

12.3 Pharmacokinetics

The pharmacokinetics of the d and l enantiomers of sotalol are essentially identical.

Absorption

In healthy subjects, the oral bioavailability of sotalol is 90–100%. After oral administration, peak plasma concentrations are reached in 2.5 to 4 hours, and steady-state plasma concentrations are attained within 2–3 days (that is, after 5–6 doses when administered twice daily). Over the dosage range 160–640 mg/day sotalol displays dose proportionality with respect to plasma concentrations. When administered with a standard meal, the absorption of sotalol was reduced by approximately 20% compared to administration in fasting state.

Distribution

Sotalol does not bind to plasma proteins. Distribution occurs to a central (plasma) and to a peripheral compartment. Sotalol crosses the blood brain barrier poorly.

Metabolism

Sotalol is not metabolized and is not expected to inhibit or induce any CYP450 enzymes.

Excretion

Excretion of sotalol is predominantly via the kidney in the unchanged form, and therefore lower doses are necessary in conditions of renal impairment [*see Dosage and Administration (2.5)*]. The mean elimination half-life of sotalol is 12 hours. Dosing every 12 hours results in trough plasma concentrations which are approximately one-half of those at peak.

Specific Populations

Pediatric: The combined analysis of a single-dose study and a multiple-dose study with 59 children, aged between 3 days and 12 years, showed the pharmacokinetics of sotalol to be first order. A daily dose of 30 mg/m² of sotalol was administered in the single dose study and daily doses of 30, 90 and 210 mg/m² were administered every 8 hours in the multi-dose study. After rapid absorption with peak

levels occurring on average between 2–3 hours following administration, sotalol was eliminated with a mean half-life of 9.5 hours.

Steady-state was reached after 1–2 days. The average peak to trough concentration ratio was 2. BSA was the most important covariate and more relevant than age for the pharmacokinetics of sotalol. The smallest children ($BSA < 0.33\text{m}^2$) exhibited a greater drug exposure (+59%) than the larger children who showed a uniform drug concentration profile. The intersubject variation for oral clearance was 22%.

Geriatric: Age does not significantly alter the pharmacokinetics of Sotalol Hydrochloride Tablets, but impaired renal function in geriatric patients can increase the terminal elimination half-life, resulting in increased drug accumulation.

Renal Impairment: Sotalol is mainly eliminated via the kidneys through glomerular filtration and to a small degree by tubular secretion. There is a direct relationship between renal function, as measured by serum creatinine or creatinine clearance, and the elimination rate of sotalol. The half-life of sotalol is prolonged (up to 69 hours) in anuric patients. Doses or dosing intervals should be adjusted based on creatinine clearance [*see Dosage and Administration (2.5)*].

Hepatic Impairment: Patients with hepatic impairment show no alteration in clearance of sotalol.

Drug-Drug Interactions:

Antacids: Administration of oral sotalol within 2 hours of antacids may result in a reduction in C_{max} and AUC of 26% and 20%, respectively, and consequently in a 25% reduction in the bradycardic effect at rest.

Administration of the antacid two hours after oral sotalol has no effect on the pharmacokinetics or pharmacodynamics of sotalol.

No pharmacokinetic interactions were observed with hydrochlorothiazide or warfarin.

13 NONCLINICAL TOXICOLOGY

13.1 Carcinogenesis, Mutagenesis, Impairment of Fertility

No evidence of carcinogenic potential was observed in rats during a 24-month study at 137–275 mg/kg/day (approximately 30 times the maximum recommended human oral dose (MRHD) as mg/kg or 5 times the MRHD as mg/m^2) or in mice, during a 24-month study at 4141–7122 mg/kg/day (approximately 450–750 times the MRHD as mg/kg or 36–63 times the MRHD as mg/m^2).

Sotalol has not been evaluated in any specific assay of mutagenicity or clastogenicity.

No significant reduction in fertility occurred in rats at oral doses of 1000 mg/kg/day (approximately 100 times the MRHD as mg/kg or 18 times the MRHD as mg/m^2) prior to mating, except for a small reduction in the number of offspring per litter.

Reproduction studies in rats and rabbits during organogenesis at 100 and 22 times the MRHD as mg/kg (9 and 7 times the MRHD as mg/m^2), respectively, did not reveal any teratogenic potential associated with sotalol HCl. In rabbits, a high dose of sotalol HCl (160 mg/kg/day) at 16 times the MRHD as mg/kg (6 times the MRHD as mg/m^2) produced a slight increase in fetal death, and maternal toxicity. Eight times the maximum dose (80 mg/kg/day or 3 times the MRHD as mg/m^2) did not result in an increased incidence of fetal deaths. In rats, 1000 mg/kg/day sotalol HCl, 100 times the MRHD (18 times the MRHD as mg/m^2), increased the number of early resorptions, while at 14 times the maximum dose (2.5 times the MRHD as mg/m^2), no increase in early resorptions was noted. However, animal reproduction studies are not always predictive of human response.

14 CLINICAL STUDIES

14.1 Ventricular Arrhythmias

Sotalol Hydrochloride Tablets have been studied in life-threatening and less severe arrhythmias. In patients with frequent premature ventricular complexes (VPC), Sotalol Hydrochloride Tablets were significantly superior to placebo in reducing VPCs, paired VPCs and non-sustained ventricular tachycardia (NSVT); the response was dose-related through 640 mg/day with 80–85% of patients having at least a 75% reduction of VPCs. Sotalol Hydrochloride Tablets were also superior, at the doses evaluated, to propranolol (40–80 mg TID) and similar to quinidine (200–400 mg QID) in reducing VPCs. In patients with life-threatening arrhythmias [sustained ventricular tachycardia/fibrillation (VT/VF)], Sotalol Hydrochloride Tablets were studied acutely [by suppression of programmed electrical stimulation (PES) induced VT and by suppression of Holter monitor evidence of sustained VT] and, in acute responders, chronically.

In a double-blind, randomized comparison of Sotalol Hydrochloride Tablets and procainamide given intravenously (total of 2 mg/kg Sotalol Hydrochloride vs. 19 mg/kg of procainamide over 90 minutes), Sotalol Hydrochloride Tablets suppressed PES induction in 30% of patients vs. 20% for procainamide ($p=0.2$).

In a randomized clinical trial [Electrophysiologic Study Versus Electrocardiographic Monitoring (ESVEM) Trial] comparing choice of antiarrhythmic therapy by PES suppression vs. Holter monitor selection (in each case followed by treadmill exercise testing) in patients with a history of sustained VT/VF who were also inducible by PES, the effectiveness acutely and chronically of Sotalol Hydrochloride Tablets was compared with that of 6 other drugs (procainamide, quinidine, mexiletine, propafenone, imipramine and pirmenol). Overall response, limited to first randomized drug, was 39% for Sotalol Hydrochloride Tablets and 30% for the pooled other drugs. Acute response rate for first drug randomized using suppression of PES induction was 36% for Sotalol Hydrochloride Tablets vs. a mean of 13% for the other drugs. Using the Holter monitoring endpoint (complete suppression of sustained VT, 90% suppression of NSVT, 80% suppression of VPC pairs, and at least 70% suppression of VPCs), Sotalol Hydrochloride Tablets yielded 41% response vs. 45% for the other drugs combined. Among responders placed on long-term therapy identified acutely as effective (by either PES or Holter), Sotalol Hydrochloride Tablets, when compared to the pool of other drugs, had the lowest two-year mortality (13% vs. 22%), the lowest two-year VT recurrence rate (30% vs. 60%), and the lowest withdrawal rate (38% vs. about 75–80%). The most commonly used doses of Sotalol Hydrochloride Tablets in this trial were 320–480 mg/day (66% of patients), with 16% receiving 240 mg/day or less and 18% receiving 640 mg or more.

It cannot be determined, however, in the absence of a controlled comparison of Sotalol Hydrochloride Tablets vs. no pharmacologic treatment (for example, in patients with implanted defibrillators) whether Sotalol Hydrochloride Tablets response causes improved survival or identifies a population with a good prognosis.

Sotalol Hydrochloride Tablets have not been shown to enhance survival in patients with ventricular arrhythmias.

14.3 Clinical Studies in Patients with Myocardial Infarction

In a large double-blind, placebo controlled secondary prevention (postinfarction) trial ($n=1,456$); Sotalol Hydrochloride Tablets were given as a non-titrated initial dose of 320 mg once daily. Sotalol Hydrochloride Tablets did not produce a significant increase in survival (7.3% mortality on Sotalol Hydrochloride Tablets vs. 8.9% on placebo, $p=0.3$), but overall did not suggest an adverse effect on survival. There was, however, a suggestion of an early (i.e., first 10 days) excess mortality (3% on Sotalol Hydrochloride Tablets vs. 2% on placebo).

In a second small trial ($n=17$ randomized to Sotalol Hydrochloride Tablets) where Sotalol Hydrochloride Tablets was administered at high doses (for example, 320 mg twice daily) to high-risk post-infarction patients (ejection fraction $<40\%$ and either >10 VPC/hr or VT on Holter), there were 4 fatalities and 3 serious hemodynamic/electrical adverse events within two weeks of initiating Sotalol Hydrochloride Tablets.

16 HOW SUPPLIED/STORAGE AND HANDLING

Sotalol Hydrochloride Tablets, USP; capsule-shaped light-blue scored tablets, imprinted with the strength and “B104”, “B105”, and “B106” are available as follows:

- 80 mg strength, bottles of 100 (NDC 76385-114-01)
- 80 mg strength, bottles of 500 (NDC 76385-114-50)
- 120 mg strength, bottles of 100 (NDC 76385-115-01)
- 120 mg strength, bottles of 500 (NDC 76385-115-50)
- 160 mg strength, bottles of 100 (NDC 76385-116-01)
- 160 mg strength, bottles of 500 (NDC 76385-116-50)

Store at 25°C (77°F); excursions permitted to 15-30°C (59-86°F) [See USP Controlled Room Temperature].

17 PATIENT COUNSELING INFORMATION

- Advise patients to contact their health care provider in the event of syncope, pre-syncope symptoms or cardiac palpitations.
- Advise patients that their electrolytes and ECG will be monitored during treatment [*see Warnings and Precautions (5.1)*].
- Advise patients to contact their healthcare provider in the event of conditions that could lead to electrolyte changes such as severe diarrhea, unusual sweating, vomiting, less appetite than normal or excessive thirst [*see Warnings and Precautions (5.1)*].
- Advise patients not to change the Sotalol Hydrochloride Tablets dose prescribed by their healthcare provider.
- Advise patients that they should not miss a dose, but if they do miss a dose they should not double the next dose to compensate for the missed dose: they should take the next dose at the regularly scheduled time [*see Dosage and Administration (2)*].
- Advise patients to not interrupt or discontinue Sotalol Hydrochloride Tablets without their physician’s advice, that they should get their prescription for sotalol filled and refilled on time so they do not interrupt treatment [*see Dosage and Administration (2)*].
- Advise patients to not start taking other medications without first discussing new medications with their healthcare provider.
- Advise patients that they should avoid taking Sotalol Hydrochloride Tablets within two hours of taking antacids that contain aluminum oxide or magnesium hydroxide [*see Drug Interactions (7.7)*].

Manufactured for
Beximco Pharmaceuticals USA Inc.
Suwanee, GA 30024, USA

Manufactured by
BEXIMCO PHARMACEUTICALS LTD.
126, Kathaldia, Tongi, Gazipur, 1711, Bangladesh

Distributed by:
Bayshore Pharmaceuticals LLC
Short Hills, NJ 07078
5001246 230117

PRINCIPAL DISPLAY PANEL - 80 mg container label

Sotalol Hydrochloride Tablets, USP

80 mg

Rx only 100 Tablets

Each tablet contains 80 mg of sotalol hydrochloride.

Usual Dosage:
See package insert.
Store at 25°C (77°F);
excursions permitted to
15°C to 30°C (59°F to 86°F)
[See USP Controlled Room
Temperature]

Dispensed in a well-closed
container (USP)

Distributed by:
Bayshore Pharmaceuticals LLC
Short Hills, NJ 07078

NDC 76385-114-01

Sotalol Hydrochloride Tablets, USP

80 mg



Rx only 100 Tablets



Manufactured by:
BEXIMCO PHARMACEUTICALS LTD.
126, Kathaldia, Tongi, Gazipur, 1711, Bangladesh
3020006367 Rev. 01

PRINCIPAL DISPLAY PANEL - 120 mg container label

Sotalol Hydrochloride Tablets, USP

120 mg

Rx only 100 Tablets

Each tablet contains 120 mg of sotalol hydrochloride.

Usual Dosage:
See package insert.
Store at 25°C (77°F);
excursions permitted to
15°C to 30°C (59°F to 86°F)
[See USP Controlled Room
Temperature]

Dispensed in a well-closed
container (USP)

Distributed by:
Bayshore Pharmaceuticals LLC
Short Hills, NJ 07078



NDC 76385-115-01

Sotalol Hydrochloride Tablets, USP

120 mg



Rx only 100 Tablets



Manufactured by:
BEXIMCO PHARMACEUTICALS LTD.
126, Kathaldia, Tongi, Gazipur, 1711, Bangladesh
3020006368 Rev. 01

PRINCIPAL DISPLAY PANEL - 160 mg container label

Sotalol Hydrochloride Tablets, USP

160 mg

Rx only 100 Tablets

Each tablet contains 160 mg of sotalol hydrochloride.

NDC 76385-116-01

Usual Dosage:
See package insert.
Store at 25°C (77°F);
excursions permitted to
15°C to 30°C (59°F to 86°F)
[See USP Controlled Room
Temperature]

Dispensed in a well-closed
container (USP)

Sotalol Hydrochloride Tablets, USP

160 mg



Manufactured by:
BEXIMCO PHARMACEUTICALS LTD.
126, Kathaldia, Tongi, Gazipur, 1711, Bangladesh
3020006369 Rev. 01

Distributed by:
Bayshore Pharmaceuticals LLC
Short Hills, NJ 07078

Rx only

100 Tablets



SOTALOL

sotalol hydrochloride tablet

Product Information

Product Type	HUMAN PRESCRIPTION DRUG	Item Code (Source)	NDC:76385-114
Route of Administration	ORAL		

Active Ingredient/Active Moiety

Ingredient Name	Basis of Strength	Strength
SOTALOL HYDROCHLORIDE (UNII: HEC37C70XX) (SOTALOL - UNII:A6D97U294I)	SOTALOL HYDROCHLORIDE	80 mg

Inactive Ingredients

Ingredient Name	Strength
LACTOSE MONOHYDRATE (UNII: EWQ57Q8I5X)	
CELLULOSE, MICROCRYSTALLINE (UNII: OP1R32D61U)	
STARCH, CORN (UNII: O8232NY3SJ)	
FD&C BLUE NO. 2 (UNII: L06K8R7DQK)	
SILICON DIOXIDE (UNII: ETJ7Z6XBU4)	
STEARIC ACID (UNII: 4ELV7Z65AP)	
MAGNESIUM STEARATE (UNII: 70097M6I30)	

Product Characteristics

Color	BLUE (light-blue)	Score	2 pieces
Shape	CAPSULE	Size	12mm
Flavor		Imprint Code	B104
Contains			

Packaging

#	Item Code	Package Description	Marketing Start Date	Marketing End Date
1	NDC:76385-114-01	100 in 1 BOTTLE, PLASTIC; Type 0: Not a Combination Product	12/15/2017	
2	NDC:76385-114-50	500 in 1 BOTTLE, PLASTIC; Type 0: Not a Combination Product	12/15/2017	

Marketing Information

Marketing Category	Application Number or Monograph Citation	Marketing Start Date	Marketing End Date
ANDA	ANDA207428	12/15/2017	

SOTALOL

sotalol hydrochloride tablet

Product Information

Product Type	HUMAN PRESCRIPTION DRUG	Item Code (Source)	NDC:76385-115
Route of Administration	ORAL		

Active Ingredient/Active Moiety

Ingredient Name	Basis of Strength	Strength
SOTALOL HYDROCHLORIDE (UNII: HEC37C70XX) (SOTALOL - UNII:A6D97U294I)	SOTALOL HYDROCHLORIDE	120 mg

Inactive Ingredients

Ingredient Name	Strength
LACTOSE MONOHYDRATE (UNII: EWQ57Q8I5X)	
CELLULOSE, MICROCRYSTALLINE (UNII: OP1R32D61U)	
STARCH, CORN (UNII: O8232NY3SJ)	
FD&C BLUE NO. 2 (UNII: L06K8R7DQK)	
SILICON DIOXIDE (UNII: ETJ7Z6XBU4)	
STEARIC ACID (UNII: 4ELV7Z65AP)	
MAGNESIUM STEARATE (UNII: 70097M6I30)	

Product Characteristics

Color	BLUE (light-blue)	Score	2 pieces
Shape	CAPSULE	Size	14mm
Flavor		Imprint Code	B105
Contains			

Packaging

#	Item Code	Package Description	Marketing Start	Marketing End
---	-----------	---------------------	-----------------	---------------

#	Item Code	Package Description	Date	Date
1	NDC:76385-115-01	100 in 1 BOTTLE, PLASTIC; Type 0: Not a Combination Product	12/15/2017	
2	NDC:76385-115-50	500 in 1 BOTTLE, PLASTIC; Type 0: Not a Combination Product	12/06/2017	

Marketing Information

Marketing Category	Application Number or Monograph Citation	Marketing Start Date	Marketing End Date
ANDA	ANDA207428	12/06/2017	

SOTALOL

sotalol hydrochloride tablet

Product Information

Product Type	HUMAN PRESCRIPTION DRUG	Item Code (Source)	NDC:76385-116
Route of Administration	ORAL		

Active Ingredient/Active Moiety

Ingredient Name	Basis of Strength	Strength
SOTALOL HYDROCHLORIDE (UNII: HEC37C70XX) (SOTALOL - UNII:A6D97U294I)	SOTALOL HYDROCHLORIDE	160 mg

Inactive Ingredients

Ingredient Name	Strength
LACTOSE MONOHYDRATE (UNII: EWQ57Q8I5X)	
CELLULOSE, MICROCRYSTALLINE (UNII: OP1R32D61U)	
STARCH, CORN (UNII: O8232NY3SJ)	
FD&C BLUE NO. 2 (UNII: L06K8R7DQK)	
SILICON DIOXIDE (UNII: ETJ7Z6XBU4)	
STEARIC ACID (UNII: 4ELV7Z65AP)	
MAGNESIUM STEARATE (UNII: 70097M6I30)	

Product Characteristics

Color	BLUE (light-blue)	Score	2 pieces
Shape	CAPSULE	Size	15mm
Flavor		Imprint Code	B106
Contains			

Packaging

#	Item Code	Package Description	Marketing Start Date	Marketing End Date
1	NDC:76385-116-01	100 in 1 BOTTLE, PLASTIC; Type 0: Not a Combination Product	12/06/2017	

2	NDC:76385-116-50	500 in 1 BOTTLE, PLASTIC; Type 0: Not a Combination Product	12/06/2017	
Marketing Information				
Marketing Category	Application Number or Monograph Citation	Marketing Start Date	Marketing End Date	
ANDA	ANDA207428	12/06/2017		

Labeler - Bayshore Pharmaceuticals LLC (968737416)

Registrant - Beximco Pharmaceuticals USA Inc. (962288143)

Establishment

Name	Address	ID/FEI	Business Operations
Beximco Pharmaceuticals Ltd.		731579053	MANUFACTURE(76385-114, 76385-115, 76385-116)

Revised: 4/2019

Bayshore Pharmaceuticals LLC